

Scaled data based on original data using
LM-79-08 Approved Method: Electrical and Photometric Measurements of Solid-
State Lighting Products

Test Report Prepared for
Cooper Lighting Solutions
(formerly Eaton)

Brand: STREETWORKS

Report Number: P961389

Luminaire Tested: **NVN-SB2A-735-U-5NQ**

Issue Date: 1/21/2025

Test Information

Test Method: LM-79-08
Report Number: P961389
TEST IS SCALED FROM IESNA LM-79-08 TEST DATA (G2-2411-289-18)
Test Lab: INNOVATION CENTER
Issue Date: 1/21/2025
Manufacturer: COOPER LIGHTING SOLUTIONS (FORMERLY EATON)
Product Line: STREETWORKS
Catalog Number: NVN-SB2A-735-U-5NQ
Description: NAVION ROADWAY AND AREA HIGH DENSITY LED LUMINAIRE
(2) 70 CRI, 3500K, 350mA LIGHTSQUARES WITH 26 LEDS EACH AND TYPE V NARROW OPTICS
Light Source: -
Ballast/Driver: -

Summary

Lumens per Lamp: N/A
Luminaire Lumens: 9635 lumens
Efficiency: N/A
Efficacy: 168.1 lumens/watt
Luminous Opening: Rectangular (W 0.5' x L: 1' x H: 0')
IES Classification: Type V - Short
BUG Rating: B3 - U0 - G1

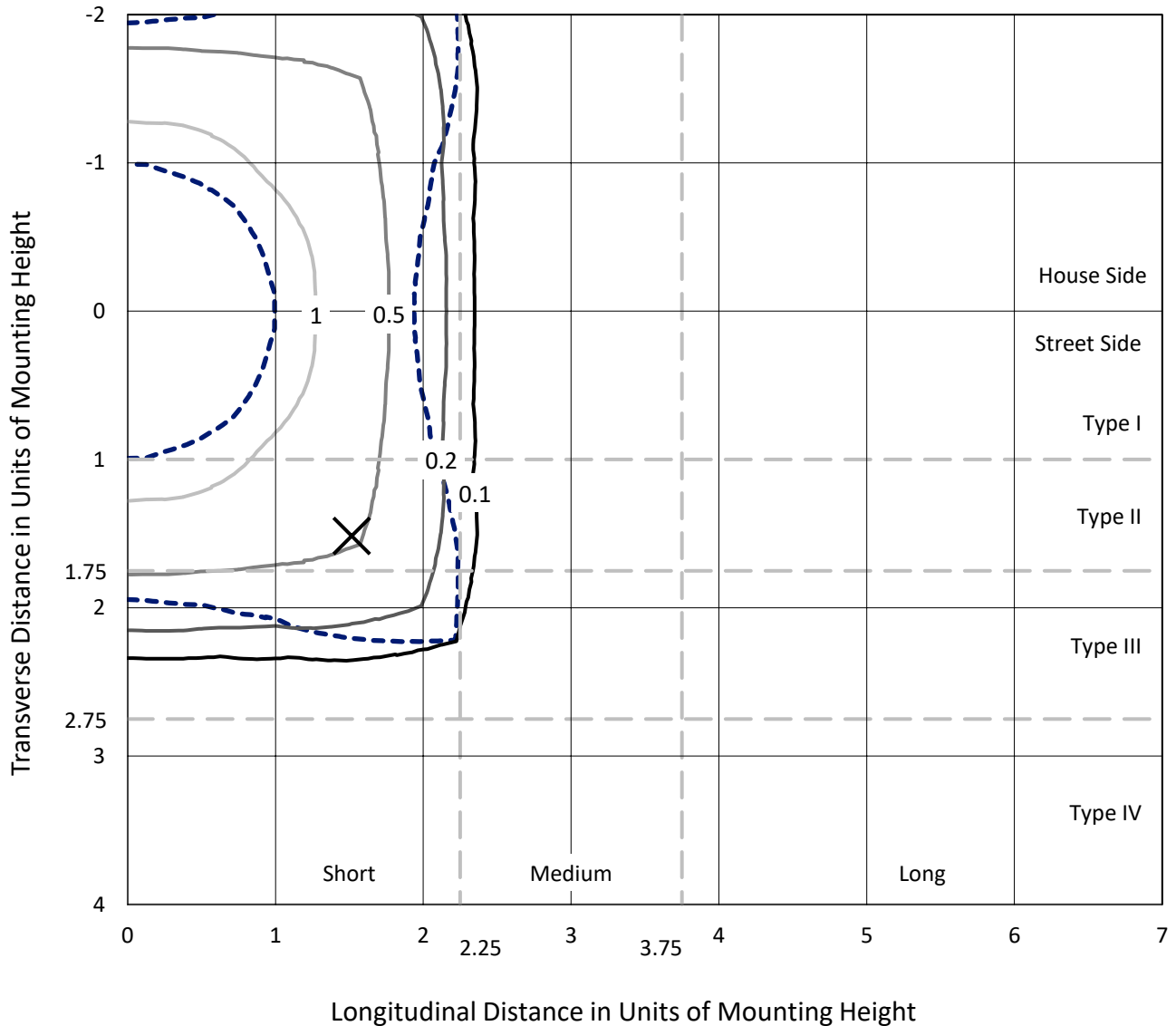
Input Watts (W): 57.3
Input Voltage (V): NR
Input Current (Ain): NR
Voltage Rise (V): NR
Power Factor: NR
Total Harmonic Distortion (THDi): NR
Frequency (hertz): 60
Stabilization Time: NR
Operation Time: NR
Ambient Temperature (°C): NR
Test Distance: 24 FT



REPORT NUMBER: P961389
 CATALOG NUMBER: NVN-SB2A-735-U-5NQ

Iso-Footcandle Lines of Horizontal Illumination

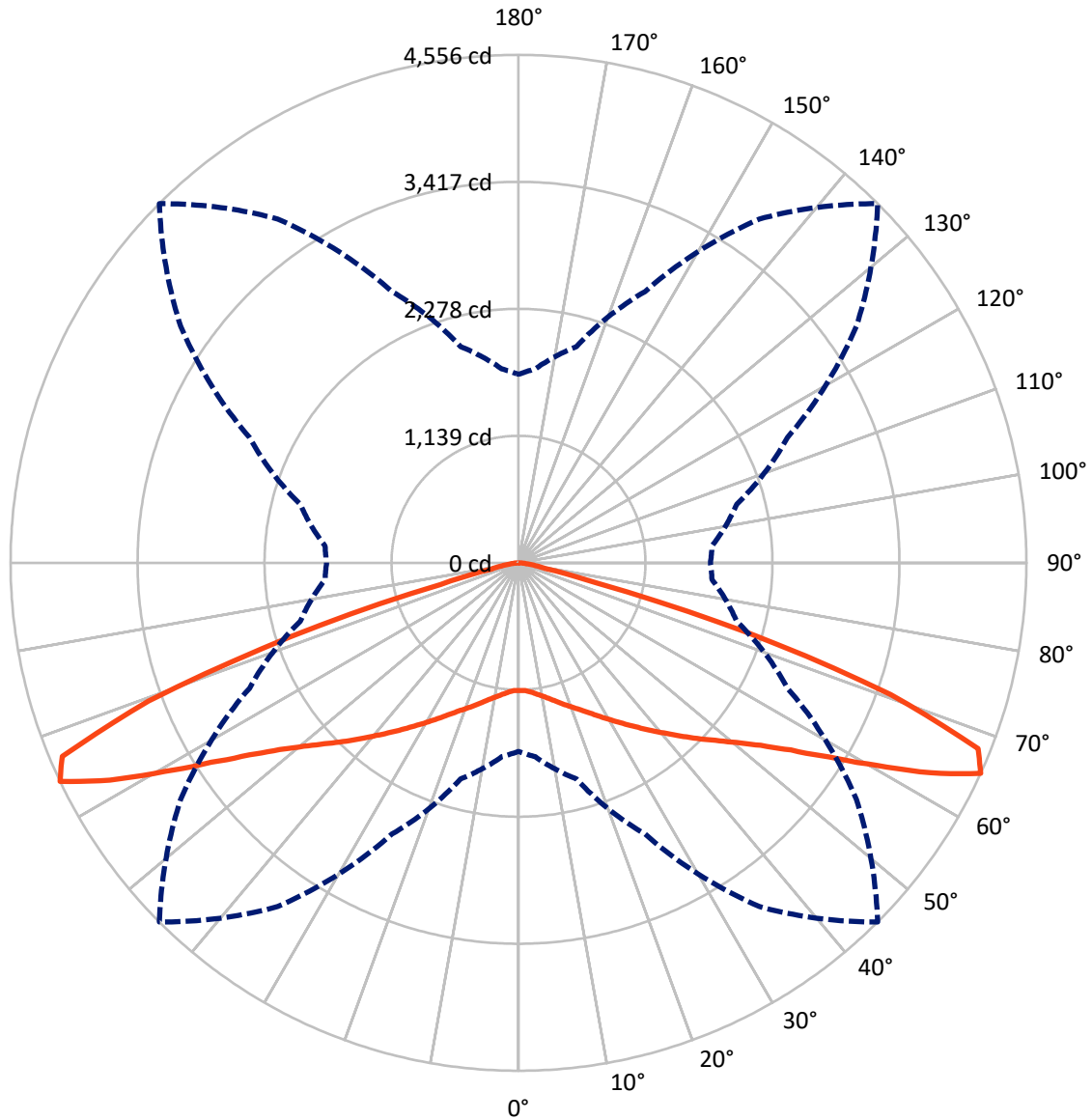
× Max cd
 - - - 1/2 Max cd



Based on 25 foot mounting height. Maximum calculated value = 1.9 fc
 Type V - Short - N/A

REPORT NUMBER: P961389
CATALOG NUMBER: NVN-SB2A-735-U-5NQ

Luminous Intensity Polar Plot



— Vertical Plane Through 45-Deg Lateral - - - Horizontal Cone Through 65-Deg Vertical

REPORT NUMBER: P961389
 CATALOG NUMBER: NVN-SB2A-735-U-5NQ

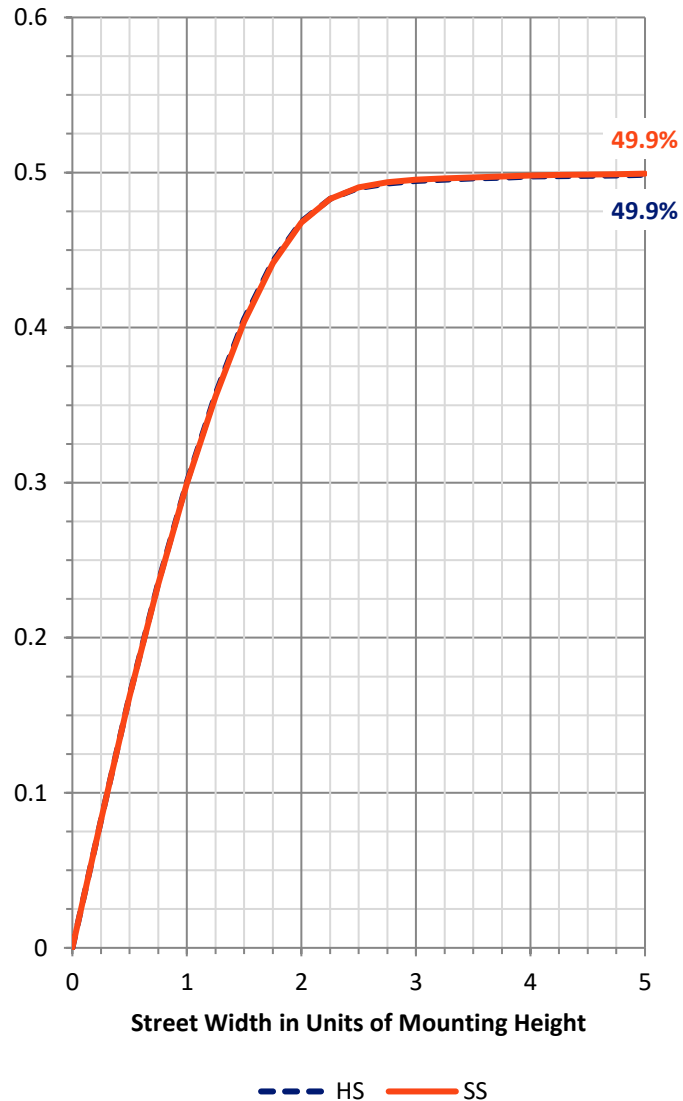
FLUX DISTRIBUTION:

		Downward	Upward	Total
House Side	Lumens	4817.5	0.0	4817.5
	% Fixture	50.0	0.0	50.0
Street Side	Lumens	4817.5	0.0	4817.5
	% Fixture	50.0	0.0	50.0
Total	Lumens	9635.0	0.0	9635.0
	% Fixture	100.0	0.0	100.0

ZONAL LUMENS:

Zone	Lumens	% Fixture
0°-10°	113.2	1.2
10°-20°	369.3	3.8
20°-30°	697.2	7.2
30°-40°	1141.7	11.8
40°-50°	1770.2	18.4
50°-60°	2614.9	27.1
60°-70°	2489.1	25.8
70°-80°	401.7	4.2
80°-90°	37.9	0.4
90°-100°	0.0	0.0
100°-110°	0.0	0.0
110°-120°	0.0	0.0
120°-130°	0.0	0.0
130°-140°	0.0	0.0
140°-150°	0.0	0.0
150°-160°	0.0	0.0
160°-170°	0.0	0.0
170°-180°	0.0	0.0
0°-90°	9635.0	100.0
0°-180°	9635.0	100.0

Coefficient of Utilization



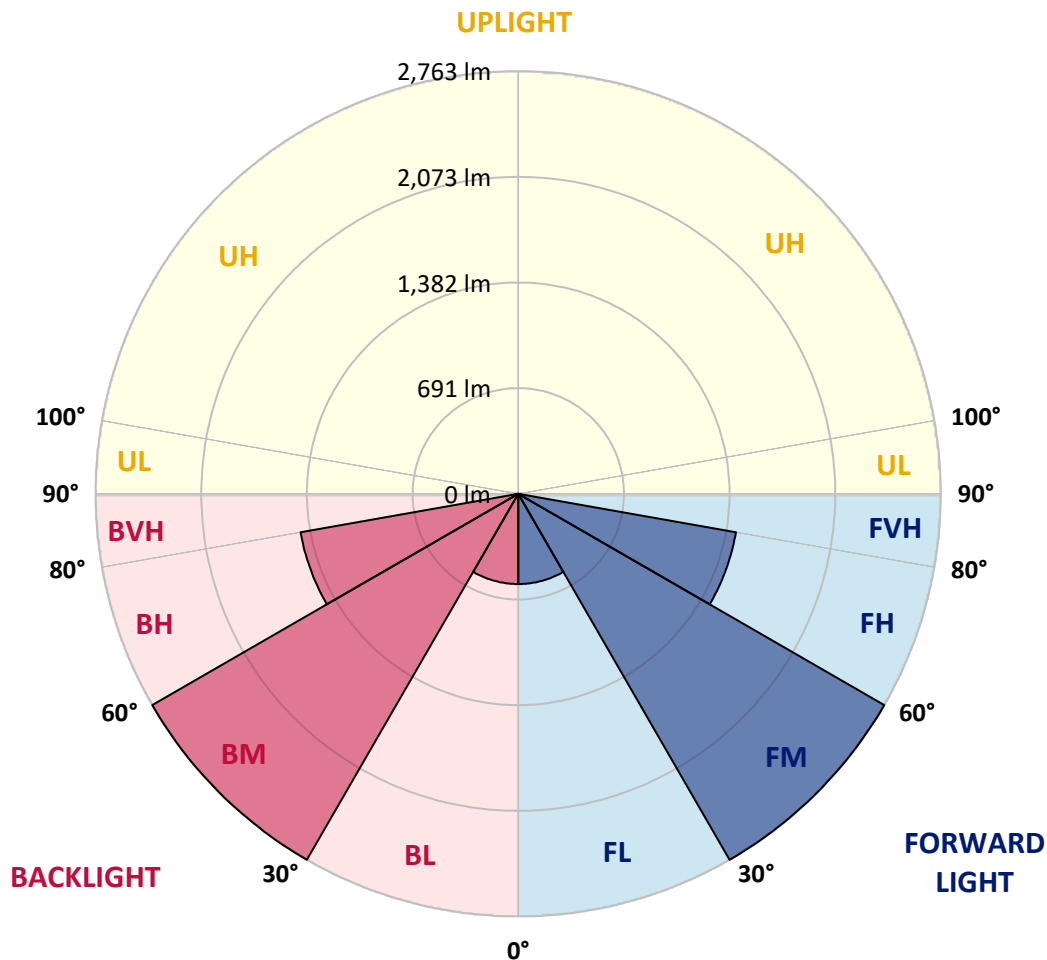
REPORT NUMBER: P961389
 CATALOG NUMBER: NVN-SB2A-735-U-5NQ

LUMINAIRE CLASSIFICATION SYSTEM LUMEN TABLE AND BUG RATING:

Zone	Lumens	% Fixture	Zone Rating/Lumen Limit		
			B	U	G
FL (0°-30°)	589.8	6.1			
FM (30°-60°)	2763.4	28.7			
FH (60°-80°)	1445.4	15.0			G1/1800
FVH (80°-90°)	18.9	0.2			G1/100
BL (0°-30°)	589.8	6.1	B2/1000		
BM (30°-60°)	2763.4	28.7	B3/5000		
BH (60°-80°)	1445.4	15.0	B3/2500		G1/1800
BVH (80°-90°)	18.9	0.2			G1/100
UL (90°-100°)	0.0	0.0		U0/0	
UH (100°-180°)	0.0	0.0		U0/0	

BUG Rating: B3-U0-G1

Type V Short



REPORT NUMBER: P961389
 CATALOG NUMBER: NVN-SB2A-735-U-5NQ

CANDELA DISTRIBUTION (FULL):

	0°	5°	15°	25°	35°	45°	55°	65°	75°	85°	90°
0°	1146.7	1146.7	1146.7	1146.7	1146.7	1146.7	1146.7	1146.7	1146.7	1146.7	1146.7
2.5°	1154.4	1150.6	1153.4	1151.0	1149.1	1147.2	1148.1	1151.5	1152.9	1153.4	1153.4
5°	1169.8	1166.4	1167.9	1167.9	1164.5	1163.6	1164.1	1166.4	1169.4	1169.4	1169.4
7.5°	1195.0	1191.7	1195.0	1193.1	1190.1	1189.2	1188.7	1190.6	1195.0	1195.0	1193.5
10°	1225.5	1221.6	1223.5	1222.5	1219.1	1217.7	1217.3	1220.2	1224.1	1223.5	1222.5
12.5°	1258.8	1254.5	1256.9	1254.0	1253.1	1251.5	1251.5	1251.1	1253.5	1251.5	1252.6
15°	1296.0	1293.1	1294.1	1292.2	1293.7	1292.6	1288.8	1286.9	1287.8	1284.9	1285.5
17.5°	1340.0	1333.2	1336.6	1335.7	1335.7	1337.6	1331.4	1328.9	1330.9	1328.0	1330.3
20°	1390.8	1384.1	1385.5	1383.5	1381.1	1383.0	1375.3	1377.3	1378.7	1376.8	1381.1
22.5°	1446.4	1437.7	1437.2	1438.2	1432.8	1433.4	1428.0	1432.8	1435.7	1430.4	1435.7
25°	1503.5	1494.2	1500.5	1498.1	1491.4	1492.8	1488.9	1493.7	1496.2	1489.4	1497.1
27.5°	1563.8	1557.6	1563.3	1564.8	1556.6	1562.4	1556.6	1561.0	1563.3	1553.2	1561.0
30°	1634.5	1628.1	1633.4	1637.3	1627.7	1636.8	1632.0	1634.9	1635.4	1623.3	1630.6
32.5°	1711.3	1701.6	1715.1	1717.1	1706.4	1717.6	1711.3	1715.1	1717.6	1701.1	1712.3
35°	1805.0	1793.0	1808.4	1806.0	1796.8	1806.0	1800.2	1806.0	1811.8	1792.0	1804.1
37.5°	1906.1	1893.6	1910.0	1905.6	1897.0	1903.2	1899.8	1903.7	1912.9	1891.6	1904.7
40°	2017.3	2001.8	2024.1	2016.3	2008.1	2007.2	2009.1	2011.5	2023.6	1999.9	2007.7
42.5°	2136.2	2119.8	2153.1	2141.0	2129.4	2121.8	2128.0	2132.8	2144.4	2117.9	2131.9
45°	2272.0	2253.2	2296.7	2282.2	2263.8	2247.9	2258.1	2265.2	2282.2	2250.3	2266.7
47.5°	2421.9	2400.7	2447.1	2442.7	2412.7	2377.9	2401.2	2421.9	2434.5	2395.8	2408.9
50°	2568.3	2551.9	2612.8	2618.2	2581.5	2532.6	2565.0	2596.4	2599.8	2549.1	2555.3
52.5°	2705.7	2689.2	2777.7	2811.1	2778.2	2720.1	2754.5	2786.4	2760.7	2695.0	2697.0
55°	2815.4	2801.8	2914.5	3000.6	3011.7	2963.8	2984.1	2983.2	2899.0	2798.0	2801.4
57.5°	2842.0	2840.1	2982.2	3164.5	3280.4	3286.3	3246.2	3143.7	2962.4	2826.5	2817.8
60°	2721.2	2733.3	2928.5	3250.0	3559.4	3688.0	3514.4	3222.0	2890.3	2701.8	2679.6
62.5°	2359.5	2391.4	2626.9	3145.6	3784.7	4150.1	3729.6	3103.1	2594.5	2348.5	2333.9
65°	1690.9	1746.6	2006.6	2684.4	3764.3	4556.2	3698.6	2662.6	2026.0	1742.2	1721.5
67.5°	767.2	823.7	1044.7	1837.9	3272.2	4445.9	3264.5	1857.3	1096.9	826.7	814.6
70°	278.0	287.6	358.6	735.7	2091.2	3542.5	2180.7	741.1	381.4	306.5	302.6
72.5°	168.2	169.6	184.7	263.4	726.6	2150.8	757.5	272.1	188.5	167.3	170.1
75°	106.8	105.9	131.5	161.0	257.7	725.6	270.2	161.0	131.0	119.4	120.3
77.5°	76.9	79.2	94.3	120.3	162.5	246.1	159.5	115.0	94.3	77.4	78.8
80°	57.5	58.9	68.7	93.8	114.1	153.2	101.5	85.1	71.0	48.4	49.8
82.5°	41.6	41.6	45.0	68.2	69.6	82.6	55.1	60.0	46.8	34.3	34.3
85°	24.7	24.2	28.1	40.6	36.3	30.4	25.1	36.7	29.5	21.3	20.8
87.5°	8.7	9.2	8.7	11.6	9.6	8.2	7.7	10.1	8.2	7.3	6.8
90°	0.0	0.0	0.0	0.0	0.0	0.0	0.0	0.0	0.0	0.0	0.0

(END OF REPORT)